



Electric Vehicles

Charging solutions for electric vehicles

# Keren

The smart dual outlet for public area

## Technical features

### General presentation

Enclosure	Steel with anti-corrosion treatment
Colour	RAL 7011 (option : RAL on demand)
Dimensions (h x d x w)	1450 x 639 x 350 mm
Weight	Around 65 kg
IP index	Casing : IP 55 Plugs : IP 54
Shock resistance index	IK 10
Temperature	From -25°C to +50°C
Humidity index	5-95%
Warranty	2 years

### Connectivity and HMI

Display	LCD monochrome 4-line alphanumeric display
User interface	LED band
Communication protocol	OCPP 1.5 / OCPP 1.6
Communication	3G, LAN
RFID	ISO14443A/B/B' (Mifare, Calypso, Desfire, NFC reader mode) <b>Other specificities on demand</b>

### Settings and power supply

Number of charging points	1 to 2 charging points
Number of sockets	- 2 sockets (1 or 2 charging points) - 4 sockets (2 charging points)
Connector type	Type 2S mode 3 socket
Power Delivered	From 3 to 22 kW per socket
Output voltage	230V AC ±10% (single-phase configuration) 400V AC ±10% (three-phase configuration)
Output current	0-32A AC depending on the configuration
On-load protection	Doors locking system
DNO integration	Dedicated space for DNO connection box integration inside the charger C14-100 (option)
Electrical protection	Integrated MCB and RDC 30mA

### Norms and certifications

- Compatible with E.V. Ready 1.4
- NFC 15-100
- IEC 61851-1 and 61851-22
- IEC 62196-1 and 62196-2



Non-contractual picture



Dedicated space for  
DNO integration




Connected charger



Scalable to  
ISO-15118 et  
OCPP 2.0 norms



Designed and  
made in France



Non-contractual pictures


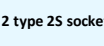
C14-100 control board

Ref. **PDL-KRN**

Dedicated space for C14-100 control board integration  
with an independent access to the interconnection box  
with the network grid

## 1. Plug configuration

Ref. KRN-**XXX**-A-XX-X-P-X

Configuration	Ref.
2 charging points 	2 type 2S sockets in 3kW (0 to 100% charge in ≈6-8h*) <b>242</b>
	2 type 2S sockets in 7kW (0 to 100% charge in ≈3h*) <b>246</b>
2 type 2S sockets 	2 type 2S sockets in 11kW (0 to 100% charge in ≈2h*) <b>249</b>
	2 type 2S sockets in 22kW (0 to 100% charge in ≈1h*) <b>251</b>

Configuration examples,  
please consult us for any specific configuration

\* Average charging time for an EV with 24kWh battery

## 2. Start the charge

Ref. KRN-XXX-A-**XX**-X-P-X



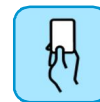
Plug and Charge



Push button



Key switch



RFID tag

Ref. **25**

Disabled RFID on demand

## 3. Management and monitoring

Ref. KRN-XXX-A-XX-**X**-P-X



Local management

Ref. **I**



Remote control

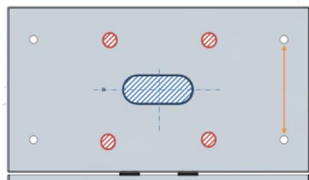
Ref. **D**

## 4. Installation and dimensions

Ref. KRN-XXX-A-XX-X-**P-X**

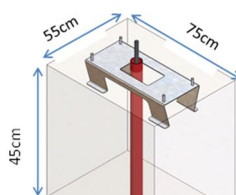
Chemical sealing  
at the base of the charger

Ref. **P**

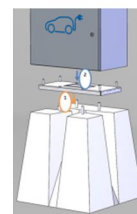


Installation anchor (option)

Ref. **KRN-01**



Adaptator plate (option)  
for existing precast concrete basement  
basement not supplied - Ref. **RH-KRN**



## 5. Options

Réf. KRN-XXX-A-XX-X-**P-X**

Option	Ref.	Option	Ref.
<b>RAL on demand</b> : customization of the charging station	<b>A</b>	<b>Non simultaneous charging</b> : disable simultaneity	<b>E</b>
<b>Stickers customization</b> : custom stickers on the station for ultimate configuration	<b>B</b>	<b>General energy meter</b> : metering of the total consumption of the station	<b>F</b>
<b>Detection loop</b> : car detection on a carpark place dedicated to one charging point	<b>B0</b>	<b>General MID meter</b> : MID certified metering of the total consumption of the station	<b>G2</b>
- 1 parking place	<b>B1</b>	<b>Maintenance socket</b> : to power equipment during a technical operation on the charger	<b>H2</b>
- 2 parking places		<b>Individual energy meter</b> : metering of the consumption per charging point	<b>K</b>
<b>Timer</b> : set up timer to charge only at selected hours of the day	<b>C</b>	<b>Simultaneous charging</b> : 2 sockets charging at the same time	<b>L1</b>
<b>Key switch for peak-times and off-peak times</b> : set up timer to charge only during peak hours/off-peak hours.	<b>D</b>	<b>Surge protection</b> : protection against overvoltage	<b>P</b>
<b>Wireless detection sensor</b> : car detection on a carpark place dedicated to one charging point via a wireless sensor	<b>D0</b>	<b>Three-phase electrical connection for a single-phase configuration</b> : to equilibrate the phases	<b>Y</b>
- 1 parking place	<b>D1</b>	<b>MID individual meter</b> : MID certified metering of the consumption per charging point	<b>Z1</b>
- 2 parking places			

For any specific equipment, please consult us.